

BTS7050 SERIES CLIPPED SINE ULTRA STABLE VC/TCXO - 7.0 x 5.0 x 1.9mm

Frequency Range	5.000MHz to 40.000MHz	
Frequency Stability	±2.0 ppm max (Check with Factory for Tighter Tolerance Requests) ±0.28 ppm max (See Chart Below)	
	±0.1 ppm max	
	±0.05 ppm max	
	±1.0 ppm max	
Supply Voltage ± 5%	3.3V	5.0V
Output	Clipped Sine	
Output Load	10kΩ // 10pF	
Output Level	0.8V p-p min	
Current Consumption	3.5mA max	
Temperature Range	See Chart Below -55 °C to +125 °C	
Control Voltage	1.5V ± 1.0V	1.5V ± 1.0V
Tuning Range	±5.0 ppm min	
VC Input Impedance	100kΩ	
Phase Noise @ 12.8MHz	100Hz offset	-125dBc/Hz
	1kHz offset	-145dBc/Hz
	10kHz offset	-150dBc/Hz
Start Up Time	2mSec	

FREQUENCY STABILITY vs. TEMPERATURE (■ - available) (▲ – conditional) (x – not available)

Temp °C / ppm	±0.05	±0.1	±0.14	±0.2	±0.28
0 ~ +55	■	■	■	■	■
-10 ~ +60	■	■	■	■	■
-20 ~ +70	x	x	■	■	■
-40 ~ +85	x	x	x	■	■

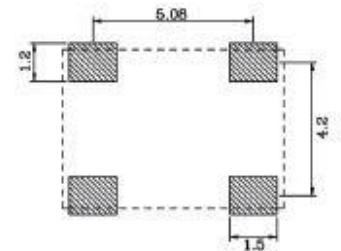
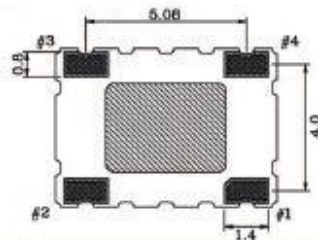
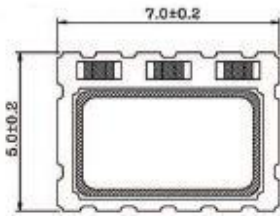
PART NUMBERING GUIDE

Series	Pin 1	Voltage	Stability vs. Temperature	Temp Range	Frequency
BTS7050	Voltage Control = V N/C = Blank	3.3V = 33 5.0V = 50	±0.28 = H ±0.2 = J ±0.14 = K ±0.1 = L ±0.05 = M	0 ~ +55 °C = 05 -10 ~ +60 °C = 10 -20 ~ +70 °C = 20 -30 ~ +85 °C = 35 -40 ~ +85 °C = 45	20M000

Example P/N: BTS7050 – V – 50 – H – 10 – 20M000

To Request a Quote click here - www.beckelec.com//request-a-quote/

MECHANICAL DRAWING



PIN	FUNCTION
#1	Vcon VC-TCXO GND TCXO
#2	GND
#3	OUTPUT
#4	VDD

6718 N. 59th Avenue, Glendale, AZ 85301 ▪ Phone: 623-435-6555

Website: www.beckelec.com ▪ Email: sales@beckelec.com