

**BTS53S3 SERIES CLIPPED SINE STRATUM 3 VC/TCXO - 5.0 x 3.2 x 1.65mm**

Frequency Range	10.000MHz to 40.000MHz	
Frequency Stability	(Overall for 20 Years) vs. Temperature vs. Supply Voltage $\pm 5\%$ vs. Load	
Holdover Stability (24 Hours)	$\pm 4.6$ ppm max $\pm 0.5$ ppm max (See Chart Below) $\pm 0.2$ ppm max $\pm 0.2$ ppm max $\pm 0.32$ ppm max	
Supply Voltage $\pm 5\%$	3.3V	5.0V
Output	Clipped Sine	
Output Load	10k $\Omega$ // 10pF	
Output Level	0.8V p-p min	
Current Consumption	2.5mA max	
Temperature Range	See Chart Below -55 °C to +125 °C	
Operating Storage		
Control Voltage	1.5V $\pm$ 1.0V	1.5V $\pm$ 1.0V
Tuning Range	$\pm 5.0$ ppm min	
Phase Noise @ 12.8MHz	100Hz offset	-125dBc/Hz
	1kHz offset	-145dBc/Hz
	10kHz offset	-150dBc/Hz
Tristate (Optional)	Disable	0.3 V <sub>DD</sub> max
	Enable	0.7 V <sub>DD</sub> min

**FREQUENCY STABILITY vs. TEMPERATURE (■ - available) (▲ – conditional) (x – not available)**

Temp °C / ppm	$\pm 0.14$	$\pm 0.28$	$\pm 0.37$	$\pm 0.5$
0 ~ +55	■	■	■	■
-10 ~ +60	■	■	■	■
-20 ~ +70	■	■	■	■
-30 ~ +85	■	■	■	■
-40 ~ +85	x	■	■	■

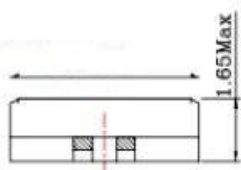
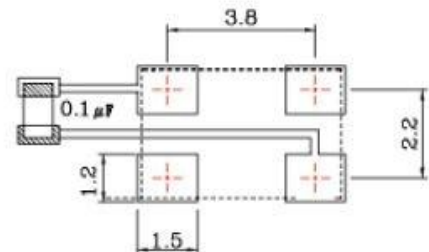
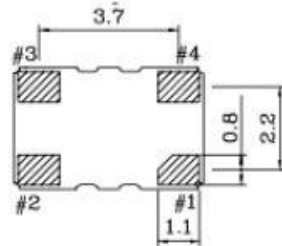
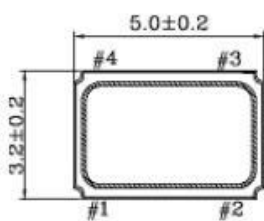
**PART NUMBERING GUIDE**

Series	Pin 1	Voltage	Stability vs. Temperature	Temp Range	Frequency
BTS53S3	Voltage Control = V N/C = Blank	3.3V = 33 5.0V = 50	$\pm 0.5$ = F $\pm 0.37$ = G $\pm 0.28$ = H $\pm 0.14$ = K	0 ~ +55 °C = 05 -10 ~ +60 °C = 10 -20 ~ +70 °C = 20 -30 ~ +85 °C = 35 -40 ~ +85 °C = 45	20M000

**Example P/N: BTS53S3 – V – 33 – H – 35 – 20M000**

To Request a Quote click here - [www.beckelec.com/request-a-quote/](http://www.beckelec.com/request-a-quote/)

**MECHANICAL DRAWING**



Pin#	Function
1	VCON:VC-TCXO NC:TCXO +OPTION:Tri-State
2	GND
3	OUTPUT
4	V <sub>DD</sub>

6718 N. 59th Avenue, Glendale, AZ 85301 ▪ Phone: 623-435-6555

Website: [www.beckelec.com](http://www.beckelec.com) ▪ Email: [sales@beckelec.com](mailto:sales@beckelec.com)