

BTC53S3 SERIES CMOS STRATUM 3 VC/TCXO - 5.0 x 3.2 x 1.2mm

Frequency Range	10.000MHz to 40.000MHz	
Frequency Stability	(Overall for 20 Years) vs. Temperature vs. Supply Voltage $\pm 5\%$ vs. Load	
Holdover Stability (24 Hours)	± 4.6 ppm max	
Supply Voltage $\pm 5\%$	± 0.5 ppm max (See Chart Below)	
Output	CMOS	
Output Load	15pF	
Output Level High "1" Output Level Low "0"	90% Vdd min	10% Vdd max
Symmetry	45% / 55%	
Current Consumption	6.0mA max	
Temperature Range	See Chart Below -55°C to +125°C	
Control Voltage	1.5V \pm 1.0V	1.5V \pm 1.0V
Tuning Range	± 5.0 ppm min	
Phase Noise @ 19.2MHz	100Hz offset	-125dBc/Hz
	1kHz offset	-145dBc/Hz
	10kHz offset	-150dBc/Hz
Tristate (Optional)	Disable	0.3 Vdd max
	Enable	0.7 Vdd min

FREQUENCY STABILITY vs. TEMPERATURE (■ - available) (▲ - conditional) (x - not available)

Temp °C / ppm	± 0.14	± 0.28	± 0.37	± 0.5
0 ~ +55	■	■	■	■
-10 ~ +60	■	■	■	■
-20 ~ +70	■	■	■	■
-30 ~ +85	▲	■	■	■
-40 ~ +85	x	▲	■	■

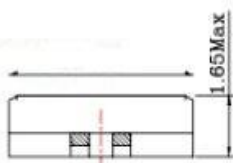
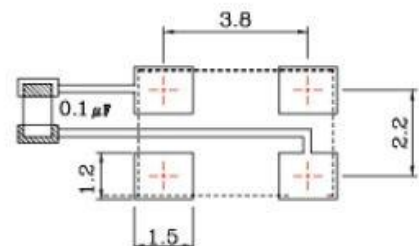
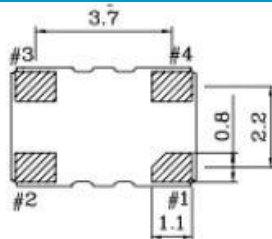
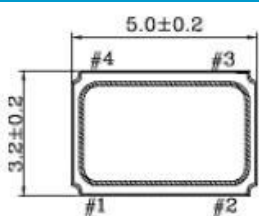
PART NUMBERING GUIDE

Series	Pin 1	Voltage	Stability vs. Temperature	Temp Range	Frequency
BTC53S3	Voltage Control = V N/C = Blank	3.3V = 33 5.0V = 50	± 0.5 = F ± 0.37 = G ± 0.28 = H ± 0.14 = K	0 ~ +55°C = 05 -10 ~ +60°C = 10 -20 ~ +70°C = 20 -30 ~ +85°C = 35 -40 ~ +85°C = 45	20M000

Example P/N: BTC53S3 – V – 33 – H – 35 – 20M000

To Request a Quote click here - www.beckelec.com/request-a-quote/

MECHANICAL DRAWING



Pin#	Function
1	VCON:VC-TCXO NC:TCXO *OPTION:Tri-State
2	GND
3	OUTPUT
4	VDD

6718 N. 59th Avenue, Glendale, AZ 85301 ▪ Phone: 623-435-6555

Website: www.beckelec.com ▪ Email: sales@beckelec.com