

BTC5032 SERIES CMOS ULTRA STABLE VC/TCXO - 5.0 x 3.2 x 1.2mm

Frequency Range	10.000MHz to 40.000MHz	
Frequency Stability	±2.0 ppm max (Check with Factory for Tighter Tolerance Requests)	
	±0.5 ppm max (See Chart Below)	
	±0.2 ppm max	
	±0.2 ppm max	
	±1.0 ppm max	
Supply Voltage ± 5%	3.3V	5.0V
Output	CMOS	
Output Load	15pF	
Output Level High "1"	90% Vdd min	10% Vdd max
Output Level Low "0"	45% / 55%	
Symmetry	6.0mA max	
Current Consumption	See Chart Below	
Temperature Range	-55°C to +125°C	
Operating	1.5V ± 1.0V	1.5V ± 1.0V
Storage	±5.0 ppm min	
Control Voltage	100Hz offset	
Tuning Range	1kHz offset	
Phase Noise @ 19.2MHz	10kHz offset	
	-125dBc/Hz	
	-145dBc/Hz	
	-150dBc/Hz	
Tristate (Optional)	Disable	0.3 Vdd max
	Enable	0.7 Vdd min

FREQUENCY STABILITY vs. TEMPERATURE (■ - available) (▲ – conditional) (x – not available)

Temp °C / ppm	±0.14	±0.28	±0.37	±0.5
0 ~ +55	■	■	■	■
-10 ~ +60	■	■	■	■
-20 ~ +70	■	■	■	■
-30 ~ +85	▲	■	■	■
-40 ~ +85	x	▲	■	■

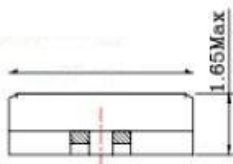
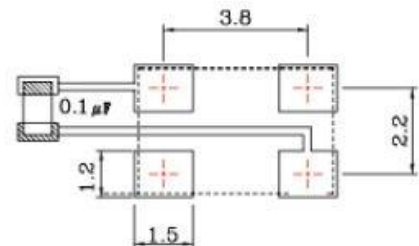
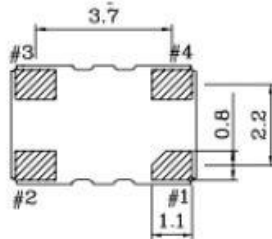
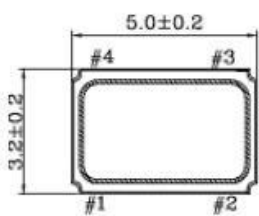
PART NUMBERING GUIDE

Series	Pin 1	Voltage	Stability vs. Temperature	Temp Range	Frequency
BTC5032	Voltage Control = V	3.3V = 33	±0.5 = F	0 ~ +55 °C = 05	20M000
	N/C = Blank	5.0V = 50	±0.37 = G	-10 ~ +60 °C = 10	
			±0.28 = H	-20 ~ +70 °C = 20	
			±0.14 = K	-30 ~ +85 °C = 35	
				-40 ~ +85 °C = 45	

Example P/N: BTC5032 – V – 33 – H – 35 – 20M000

To Request a Quote click here - www.beckelec.com/request-a-quote/

MECHANICAL DRAWING



Pin#	Function
1	VCON:VC-TCXO NC:TCXO *OPTION:Tri-State
2	GND
3	OUTPUT
4	VDD

6718 N. 59th Avenue, Glendale, AZ 85301 ▪ Phone: 623-435-6555

Website: www.beckelec.com ▪ Email: sales@beckelec.com