

BT53 SERIES VC/TCXO - 5.0 x 3.2 x 1.5mm

Frequency Range	13.000MHz to 40.000MHz	
Frequency Stability	vs. Temperature	±5.0 ppm max (see P/N guide)
	vs. Supply Voltage ±5%	±0.2 ppm max
	vs. Load	±0.2 ppm max
	vs. Aging Per Year	±1.0 ppm max
Supply Voltage	2.4V ~ 3.0V	
Output	Clipped Sine	
Output Load	10kΩ // 10pF	
Output Level	0.8V p-p min	
Current Consumption	2.0mA max	
Temperature Range	Operating	-20 °C to +70°C or -30 °C to +80°C
	Storage	-40 °C to +85°C
Control Voltage	1.5V±1.0V	
Tuning Range	±8.0 ppm min	
Phase Noise	1kHz offset	-130dBc/Hz max
Harmonics	-8dBc max	

FREQUENCY STABILITY vs. TEMP (■ - available) (▲ - conditional) (x - not available)

Temp °C / ppm	±1.0	±1.5	±2.0	±2.5	±5.0
-20 ~ +70	■	■	■	■	■
-30 ~ +80	x	x	■	■	■

PART NUMBERING GUIDE

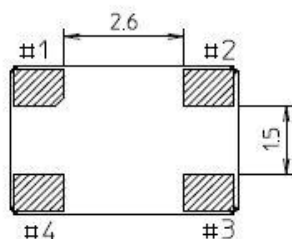

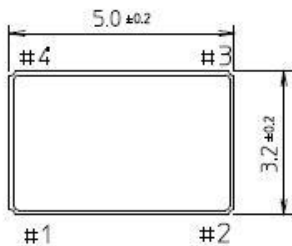
Series	Pin 1	Temp Range	Stability/Temp	Frequency
BT53	Voltage Control =V N/C = Blank	-20 ~ +70 °C = 20 -30 ~ +80 °C = 30	±5.0 = A ±2.5 = B ±2.0 = C ±1.5 = D ±1.0 = E	19M200

For other Tolerance, Stability, and Temperature options please consult factory

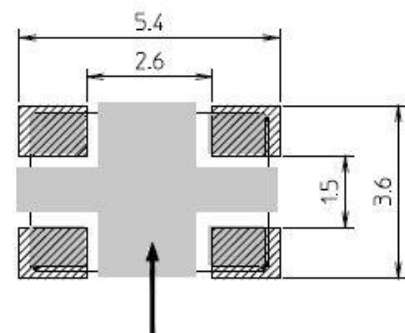
Example P/N: BT53 - V - 30 - B - 19M200

To Request a Quote click here - www.beckelec.com/request-a-quote/

MECHANICAL DRAWING



Pin No.	Connection
#1	Vcont / GND
#2	GND
#3	Output
#4	Vcc



Do not design any patterns except GND in this area.