

BT3225 SERIES CLIPPED SINE VC/TCXO - 3.2 x 2.5 x 0.90mm

Frequency Range	10.000MHz to 52.000MHz		
Frequency Stability	±2.0 ppm max (Check with Factory for Tighter Tolerance Requests)		
vs. Tolerance	±2.5 ppm max (See Chart Below)		
vs. Temperature	±0.2 ppm max		
vs. Supply Voltage ±5%	±0.2 ppm max		
vs. Load	±1.0 ppm max		
vs. Aging Per Year			
Supply Voltage ± 5%	1.8V	2.5V	3.0V
Output	Clipped Sine		
Output Load	10kΩ // 10pF		
Output Level	0.8V p-p min		
Current Consumption	2.5mA max		
Temperature Range	See Chart Below		
Operating	-55 °C to +125°C		
Storage			
Control Voltage	0.9V ± 0.6V	1.4V ± 1.0V	1.5V ± 1.0V
Tuning Range	±5.0 ppm min		
Phase Noise @ 19.2MHz	100Hz offset	-115dBc/Hz	
	1kHz offset	-135dBc/Hz	
	10kHz offset	-148dBc/Hz	

FREQUENCY STABILITY vs. TEMPERATURE (■ - available) (▲ – conditional) (x – not available)

Temp °C / ppm	±0.5	±1.0	±1.5	±2.0	±2.5
0 ~ +55	■	■	■	■	■
-10 ~ +60	■	■	■	■	■
-20 ~ +70	■	■	■	■	■
-30 ~ +85	▲	■	■	■	■
-40 ~ +85	▲	▲	■	■	■

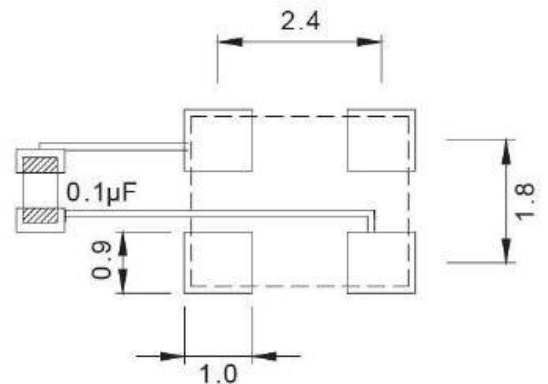
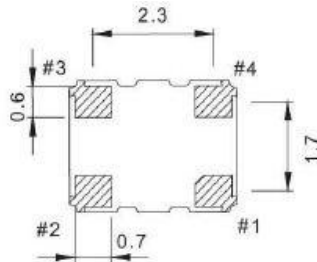
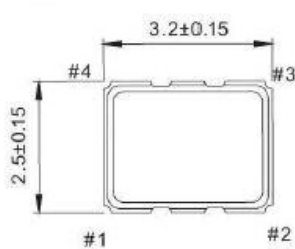
PART NUMBERING GUIDE

Series	Pin 1	Voltage	Stability vs. Temperature	Temp Range	Frequency
BT3225	Voltage Control =V N/C = Blank	1.8V = 18 2.5V = 25 3.0V = 30	±2.5 = B ±2.0 = C ±1.5 = D ±1.0 = E ±0.5 = F	0 ~ +55 °C = 05 -10 ~ +60 °C = 10 -20 ~ +70 °C = 20 -30 ~ +85 °C = 35 -40 ~ +85 °C = 45	19M200

Example P/N: BT3225 – V – 18 – C – 45 – 19M200

To Request a Quote click here - www.beckelec.com/request-a-quote/

MECHANICAL DRAWING



Pin	Function
#1	VCON:VC,TCXO GND / NC:TCXO
#2	GND
#3	Output
#4	VDD